













ARPE-19 cell line

Showing **1-3** of **3**

Show per page

24 

Add to Cart	%Match 	ATCC® Number 	Designation 	D5S818 	D13S317 	D7S820 	D16S539 	vWA 	TH01 	AMEL 	TPOX 	CSF1PO 
	100.0	CRL-2302	ARPE-19Retinal EpitheliumHuman	13	11,12	9,11	9,11	16,19	6,9.3	X,Y	9,11	11
	100.0	CRL-2502	ARPE-19/HPV-16RetinaHuman	13	11,12	9,11	9,11	16,19	6,9.3	X,Y	9,11	11
	92.0	CRL-3413	BT169 Glioblastoma Human	13	12	9	9	16	6,9.3	X	9,11	11,12

ADD TO CART



EXPORT TO EXCEL

NCI-H1975 cell line

Showing 1-1 of 1

Show per page

24 

Add to Cart	%Match 	ATCC® Number 	Designation 	D5S818 	D13S317 	D7S820 	D16S539 	vWA 	TH01 	AMEL 	TPOX 	CSF1PO 
	86.0	CRL-5908	NCI-H1975Lung AdenocarcinomaHuman	11,12	10,13	8,11	9,12	18	7	X	8,11	12

ADD TO CART

EXPORT TO EXCEL

HCT-15 cell line

Showing 1-6 of 6

Show per page

24



Add to Cart	%Match	ATCC® Number	Designation	D5S818	D13S317	D7S820	D16S539	vWA	TH01	AMEL	TPOX	CSF1PO
	100.0	CCL-225	HCT-15Colorectal CarcinomaHuman	13	8,11	10,12	12,13	18,19	7,9.3	X,Y	8,11	12
	100.0	CRL-11663	HRT-18GRectal TumorHuman	13	8,11	10,12	12,13	18,19	7,9.3	X,Y	8,11	12
	100.0	CCL-225-LUC2	HCT-15-Luc2; Colorectal Carcinoma; Human	13	8,11	10,12	12,13	18,19	7,9.3	X,Y	8,11	12
	94.0	CCL-221	DLD-1Colon CancerHuman	13	8,11	10,12	12,13	18,19	7,9.3	X,Y	8,11	11,12
	94.0	CCL-244	HCT-8Colon AdenocarcinomaHuman	13	8,11	10,11.3,12	12,13	18,19	7,9.3	X,Y	8,11	12
	83.0	CRL-5850	NCI-H920Lung CarcinomaHuman	13	11	10,11	11,13	19	9.3	X	8,11	12

ADD TO CART













EXPORT TO EXCEL

Y-79 cell line

Showing 1-2 of 2

Show per page

24 

Add to Cart	%Match 	ATCC® Number 	Designation 	D5S818 	D13S317 	D7S820 	D16S539 	vWA 	TH01 	AMEL 	TPOX 	CSF1PO 
	94.0	HTB-18	Y-79RetinoblastomaHuman	11,12	11,12	8,9	13,14	15,18	6,9,3	X	8	11,12
	80.0	CRL-5838	NCI-H720Lung CarcinomaHuman	11	11	10,12	13	18	6	X	8	11

ADD TO CART

EXPORT TO EXCEL