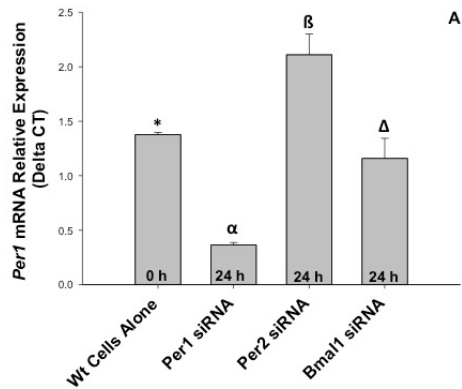


Supplemental Figure 2

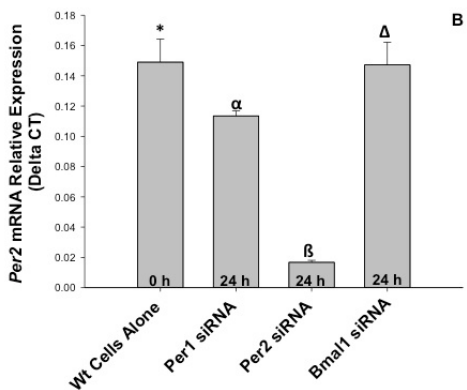


Per1 mRNA in HMC

α vs *: $P < 0.001$ (**<0.05**)

β vs *: $P < 0.001$ (**<0.05**)

Δ vs *: $P = 0.265$

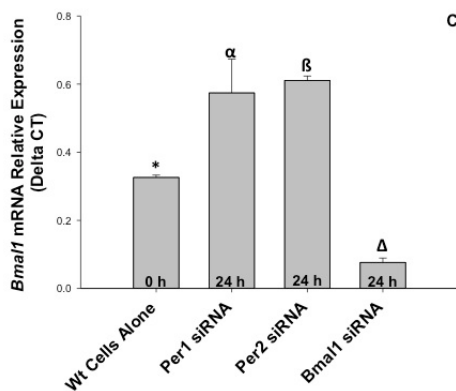


Per2 mRNA in HMC

α vs *: $P = 0.016$ (**<0.05**)

β vs *: $P < 0.001$ (**<0.05**)

Δ vs *: $P = 0.997$



Bmal1 mRNA in HMC

α vs *: $P = 0.002$ (**<0.05**)

β vs *: $P < 0.001$ (**<0.05**)

Δ vs *: $P = 0.002$ (**<0.05**)