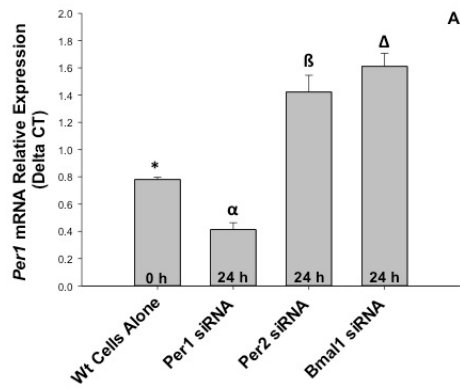


Supplemental Figure 1

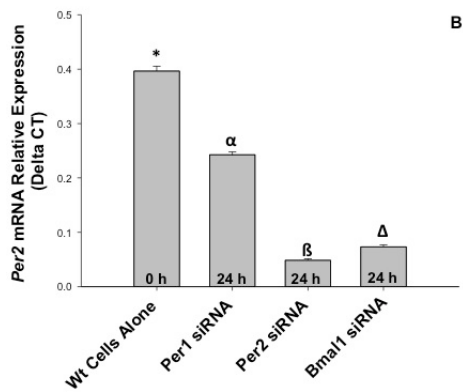


Per1 mRNA in MMC

α vs *: $P = 0.003$ (**<0.05**)

β vs *: $P < 0.001$ (**<0.05**)

Δ vs *: $P < 0.001$ (**<0.05**)

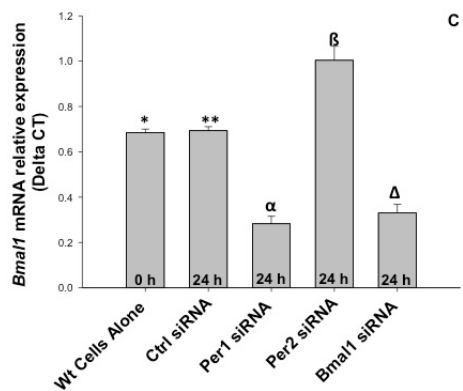


Per2 mRNA in MMC

α vs *: $P < 0.001$ (**<0.05**)

β vs *: $P < 0.001$ (**<0.05**)

Δ vs *: $P < 0.001$ (**<0.05**)



Bmal1 mRNA in MMC

** vs * $P = 0.998$

α vs *: $P < 0.001$ (**<0.05**)

β vs *: $P < 0.001$ (**<0.05**)

Δ vs *: $P < 0.001$ (**<0.05**)